

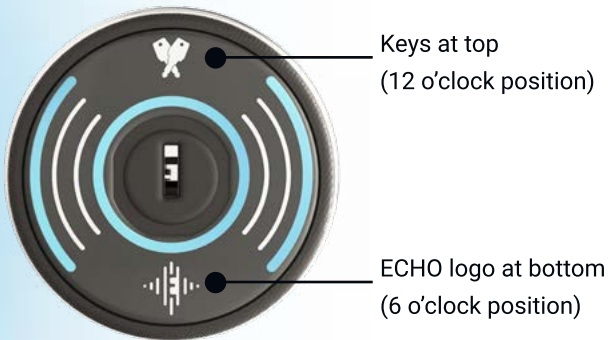
# Quick Start Guide

Make sure you have the ECHO app installed on your phone and follow the instructions to register.

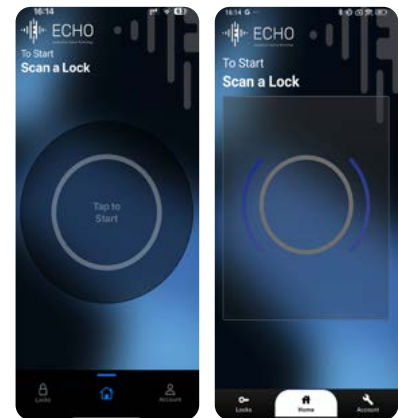


## Locking your locker

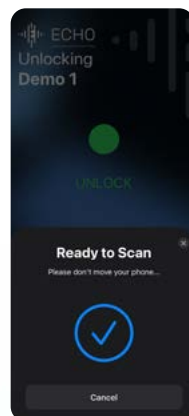
**Step 1.** Make sure you have closed the door and turned the ECHO lock into the closed position so the door cannot be opened.



**Step 2.** Press the HOME tab on the app.



**Step 3.** For Apple devices, hold your mobile device against the Echo Lock and 'Tap to Start' as indicated



**Step 3.** For Android devices, hold your device against the lock until a 'locked' padlock symbol appears.



## Unlocking your locker

**Step 1.** Press the HOME tab on the app

**Step 2.** For Apple devices, hold your mobile device against the ECHO lock and 'Tap to Start' as indicated.

**Step 2.** For Android devices, hold your device against the ECHO lock until an 'un-locked' padlock symbol appears.

**Step 3.** Turn the ECHO lock and open the door.

